



PressReader provides access to current newspapers from around the world in full-color, full-page format. Over 7,000 newspapers and magazines in over 60 languages and from over 120 countries. Articles can be translated in up to 18 languages.

Newspapers and magazines for everyone

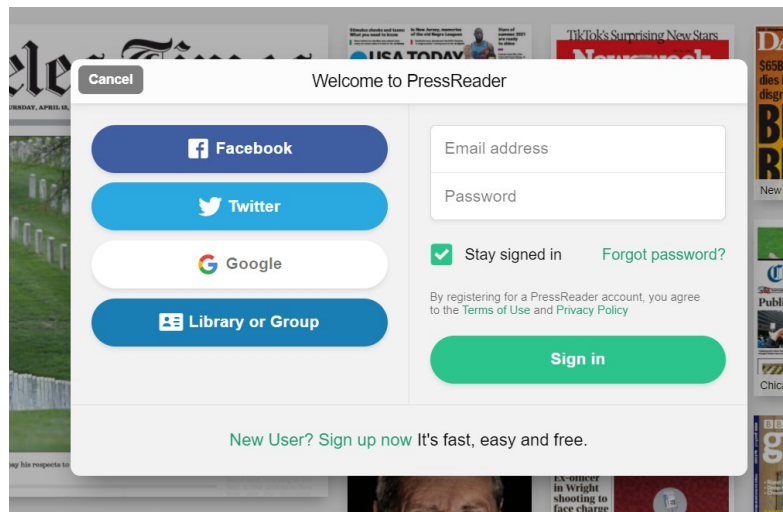
Stop searching. Start reading.



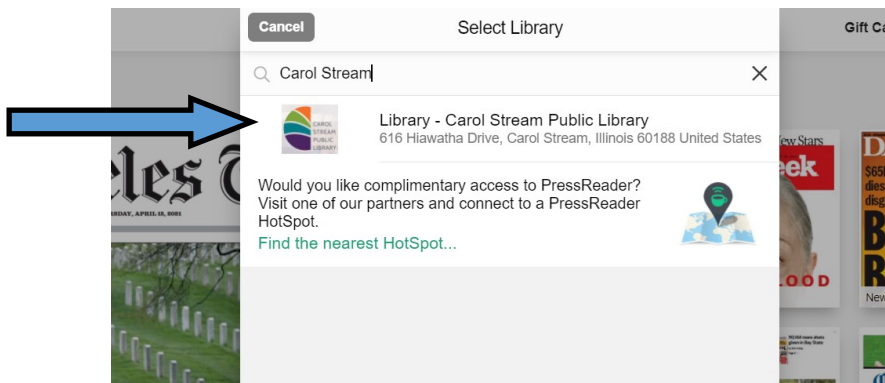
1. Open www.pressreader.com or the mobile app. Click on Sign In.



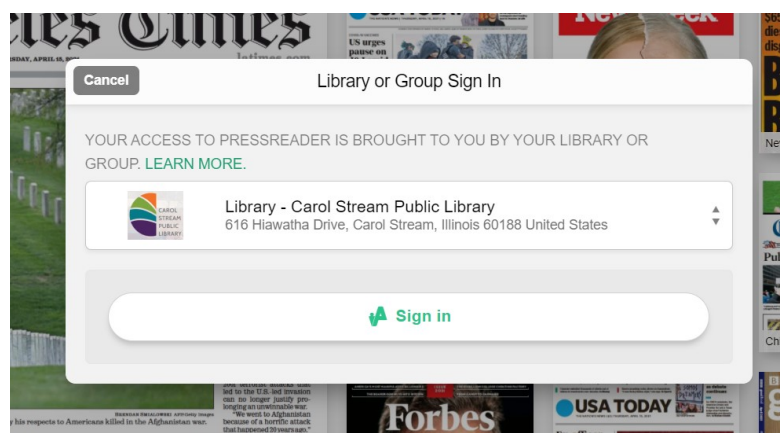
2. Click on Library or Group button.



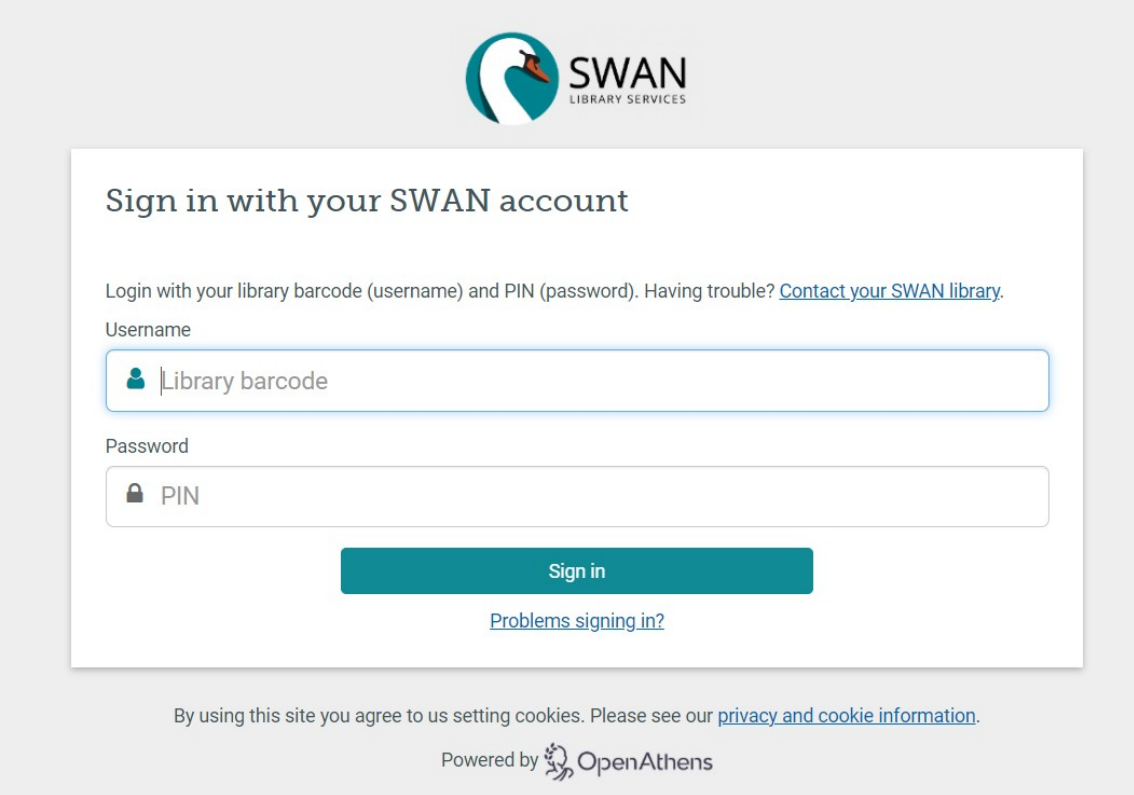
3. Search for an select Carol Stream Public Library



4. Click on Sign In button.



5. Type in Library barcode number and PIN and Click on Sign In.



The image shows the SWAN Library Services login interface. At the top is the SWAN logo, which consists of a stylized blue and white bird-like shape next to the text "SWAN LIBRARY SERVICES". Below the logo is a white box with the heading "Sign in with your SWAN account". Inside this box, there is a line of text: "Login with your library barcode (username) and PIN (password). Having trouble? [Contact your SWAN library.](#)". Below this text are two input fields. The first is labeled "Username" and contains a person icon followed by the placeholder text "Library barcode". The second is labeled "Password" and contains a lock icon followed by the placeholder text "PIN". Below these fields is a teal "Sign in" button. Under the button is a link that says "Problems signing in?". At the bottom of the page, outside the white box, is a line of text: "By using this site you agree to us setting cookies. Please see our [privacy and cookie information.](#)". Below that is the text "Powered by" followed by the OpenAthens logo.

SWAN
LIBRARY SERVICES

Sign in with your SWAN account

Login with your library barcode (username) and PIN (password). Having trouble? [Contact your SWAN library.](#)

Username

Library barcode

Password

PIN

Sign in

[Problems signing in?](#)

By using this site you agree to us setting cookies. Please see our [privacy and cookie information.](#)

Powered by OpenAthens

6. A successful connection is indicated by a green cup on the top left side and a welcome message. Start browsing or search for publications.

